



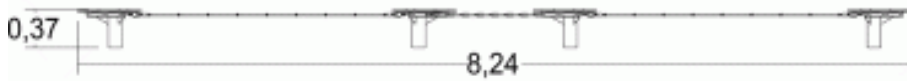

6+ **10** **0,6m**



1 = 8,22m
 2 = 3,28m
 3 = 0,37m



Motor inclusion
 Sensory inclusion
 Mental inclusion



Play value : **2**

balancing getting across

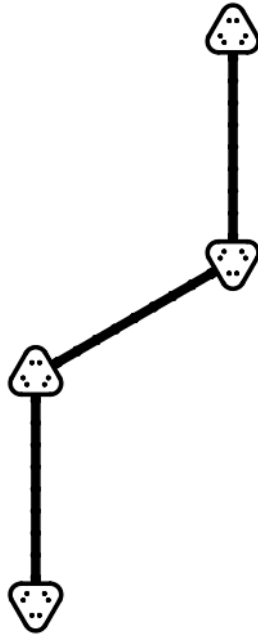


x1



x1

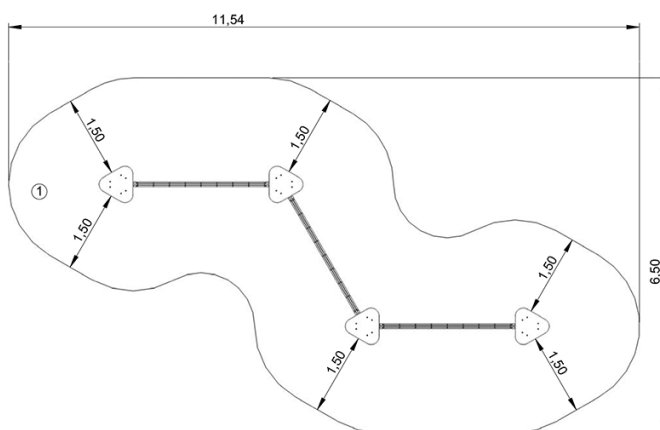
Components





Installation of equipment

Impact area =

-  Impact area
-  Free space



| | | |
|---|---|--|
| 1 |  <0,6m |  44,5m ² |
|---|---|--|



2



04h00



1m³



44.5m²



99kg



14kg

